

## Introduction

In this reading, you will learn the basics of a fun new way to tell graphs apart, using colors!

## Goals

At the end of this assignment, a student should be able to:

- state and use the definition of an  $n$ -coloring of a graph,
- decide if simple graphs have an  $n$ -coloring, for a particular value of  $n$ , and
- find the chromatic number of some simple graphs.

A student might also be able to:

- Solve a challenging puzzle about the chromatic number of planar graphs.

## Reading and Questions for Graphs Day 08

**Exercise 1.** Get some colored pencils or some crayons to supplement your usual writing instrument. Draw a graph with your regular pen or pencil. Make sure your graph has lots of vertices. Now, here's the fun part. Use your colored pencils and crayons to color in all of the vertices. WAIT! There is a rule: If two vertices are joined with an edge (graph theorists say they are *adjacent* vertices), then those vertices must be different colors. Can you do it?

Take a minute and try.

Fix a number  $n$ . (If you like, imagine the number is  $n = 4$ ). An  $n$ -coloring of a graph is a labeling of the vertices of the graph so that each vertex gets a color, and each pair of adjacent vertices get different colors.

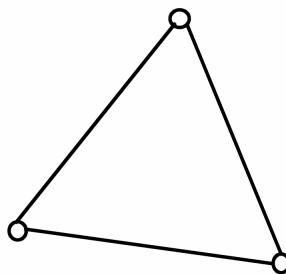


Figure 1: The graph  $K_3$  is a triangle

For example, the complete graph on 3 vertices is a triangle, and it has a 3-coloring. Just put a different color on each of the three vertices.

The graph below in Figure 2, which is just a simple cycle, can be given a 2-coloring.

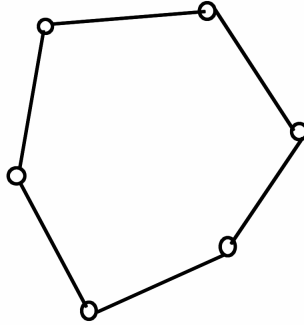


Figure 2: A graph consisting of a single simple cycle

**Exercise 2.** Find a 2-coloring of the graph in Figure 2.

**Exercise 3.** Can the graph in Figure 2 be given a 3-coloring?

Here is a sticky point: the rules for making an  $n$ -coloring do not *require* that all  $n$  colors get used! So, the graph in Figure 2 has a 5-coloring. You already made one in Exercise 2, and you looked for another in Exercise 3. I am willing to bet that because I wrote “3-coloring” in Exercise 3 you went and found one that uses exactly three colors. But that is not required. The 2-coloring you found in Exercise 2 was *already a 3-coloring*.

And both of the solutions you found in the last two exercises are already 5-colorings. Just because there weren’t exactly 5 colors doesn’t cause a problem.

**Exercise 4.** Find a 4-coloring of the Three Utilities Graph  $K_{3,3}$ .

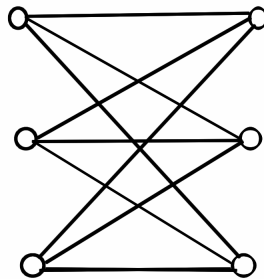


Figure 3: The graph  $K_{3,3}$

## What Do We Get From This?

First of all, playing with colored pencils is fun and soothing. Don’t forget that.

The ability to find an  $n$ -coloring for a particular value of  $n$  is an *invariant*. If you have a pair of graphs  $G$  and  $G'$  and they are isomorphic, then the correspondence between the two graphs will allow you to carry a pattern of colors from one to the other.

But this gets *used* in the other direction. If  $G$  has an  $n$ -coloring, but  $G'$  doesn't have an  $n$ -coloring, then those graphs cannot be isomorphic! We get another nice way to say for sure that two graphs are truly different.

**Exercise 5.** Use the idea of “having an  $n$ -coloring” to say why you know that the graph  $K_{3,3}$  and the graph  $K_6$  are not isomorphic.

## The Chromatic Number

We can use  $n$ -colorings in a more refined way. When you do it like this you sip your tea with your pinkie sticking straight out. (No slurping!)

The *chromatic number* of a graph is the smallest value of  $n$  so that the graph has an  $n$ -coloring. There is notation for this that mathematicians use. We write  $\text{chr}(G) = k$  when the chromatic number of  $G$  is equal to  $k$ .

For example, our triangle graph  $K_3$  has no 1-coloring and it has no 2-coloring. But it does have a 3 coloring. So we say that the chromatic number of  $K_3$  is equal to 3.

**Exercise 6.** Check the claims in the last three sentences. There are four things to do.

When you are done, you should be sure that  $\text{chr}(K_3) = 3$ .

## Challenge

Find a map of the State of Iowa which shows all of the counties and their boundaries. Iowa has 99 counties, so the map is a little intense. You want to color the map in so each county is one solid color, and two counties which share a boundary have different colors.

How many colors do you need? Can you do it with five colors? With four?